



# 2015 NCAA SKIING

03/14/2015

## LAKE PLACID NY

### TEAM RESULTS

Team	XC Day 1		Alp Day 1		XC Day 2		Alp Day 2		Total		Team Total
	Men	Women	Men	Women	Men	Women	Men	Women	Men	Women	
1  UNIVERSITY OF COLORADO	82	73	40	42	71	80	49	68	242.0	263.0	505.0
2  UNIVERSITY OF DENVER	40	53	68	71	24	34	102	86	234.0	244.0	478.0
3  UNIVERSITY OF UTAH	40	91	50	60	53	87	46	44	189.0	282.0	471.0
4  UNIVERSITY OF VERMONT	64	42	67	19	44	36	84	87	259.0	184.0	443.0
5  UNIV OF NEW MEXICO	46	60	41	57	66	57	19	56	172.0	230.0	402.0
6  DARTMOUTH COLLEGE	70	18	48	23	54	11	51	0	223.0	52.0	275.0
7  MONTANA STATE UNIVERSITY	41	36	19	53	11	16	40	43	111.0	148.0	259.0
8  MIDDLEBURY COLLEGE	4	11	74	32	8	36	29	36	115.0	115.0	230.0
9  UNIV OF ALASKA ANCHORAGE	13	43	32	27	27	14	34	14	106.0	98.0	204.0
10  NORTHERN MICHIGAN UNIV	42	34	0	0	85	32	0	0	127.0	66.0	193.0
11  UNIV OF NEW HAMPSHIRE	0	4	20	34	20	34	27	17	67.0	89.0	156.0
12  COLBY COLLEGE	0	0	0	52	0	5	10	42	10.0	99.0	109.0
13  WILLIAMS COLLEGE	22	7	7	0	20	19	0	0	49.0	26.0	75.0
14  UNIV OF ALASKA FAIRBANKS	19	6	0	0	11	0	0	0	30.0	6.0	36.0
15  COLLEGE OF ST SCHOLASTICA	0	10	0	0	2	15	0	0	2.0	25.0	27.0
16  MICHIGAN TECH UNIVERSITY	0	10	0	0	0	16	0	0	0.0	26.0	26.0
17  BATES COLLEGE	0	0	0	8	0	7	0	5	0.0	20.0	20.0
18  ST MICHAELS COLLEGE	0	0	12	0	0	0	0	0	12.0	0.0	12.0
19  ST LAWRENCE UNIVERSITY	10	0	0	0	0	0	0	1	10.0	1.0	11.0
20  PLYMOUTH STATE UNIVERSITY	0	0	0	0	0	0	8	0	8.0	0.0	8.0
21  HARVARD UNIVERSITY	6	0	0	0	0	0	0	0	6.0	0.0	6.0
22  ST OLAF COLLEGE	0	0	0	0	3	0	0	0	3.0	0.0	3.0
23  BOWDOIN COLLEGE	0	1	0	0	0	0	0	0	0.0	1.0	1.0

**Alpine Leaders:** 1) UNIVERSITY OF DENVER 327 2) UNIVERSITY OF VERMONT 257 3) UNIVERSITY OF UTAH 200 4) UNIVERSITY OF COLORADO 199 5) UNIV OF NEW MEXICO 173 Women Leaders 1) UNIVERSITY OF DENVER 157 2) UNIV OF NEW MEXICO 96 Men Leaders 1) UNIVERSITY OF DENVER 170 2) UNIVERSITY OF VERMONT 89

**Nordic Leaders:** 1) UNIVERSITY OF COLORADO 306 2) UNIVERSITY OF UTAH 271 3) UNIV OF NEW MEXICO 229 4) NORTHERN MICHIGAN UNIV 193 5) UNIVERSITY OF VERMONT 186 Women Leaders 1) UNIVERSITY OF UTAH 178 2) UNIVERSITY OF COLORADO 66 Men Leaders 1) UNIVERSITY OF COLORADO 153 2) NORTHERN MICHIGAN UNIV 93

2015 NCAA SKIING CHAMPIONSHIPS

WOMEN'S SLALOM

OFFICIAL RESULTS



03/14/2015

































TECHNICAL DATA

TD	TED SUTTON	(USA)	START ELEV.	0 m
REFEREE	ROYCE VANEVERA	(USA)	FINISH ELEV.	0 m
CHIEF OF RACE	PAUL VAN SLYKE	(USA)	VERTICAL DROP	0 m
COURSE SETTERS		H. KNIGHT	(DAR)	A. LEROY (DU)

1st RUN	2nd RUN
68/66 GATES	67/65
08:30 START TIME	12:30

WEATHER: OVERCAST

SNOW: PACKED POWDER GRNULR START: 0C FINISH: 0C

PL	BIB	COMPETITOR	TEAM	T I M E			P O I N T S	
				1st	2nd	Total	RACE	TEAM
1	5	HUEBNER, Monica	DU 	58.41	58.11	1:56.52	0.00	40.0
2	6	RIIS-JOHANNESSEN, Kr	UVM 	57.65	59.12	1:56.77	1.33	37.0
3	1	HAUGEN, Kristine Gje	DU 	58.65	58.54	1:57.19	3.57	34.0
4	3	HASKELL, Mardene	CBC 	58.53	58.91	1:57.44	4.90	31.0
5	7	TERWIEL, Elli	UVM 	59.03	58.60	1:57.63	5.91	29.0
6	9	GROSVOLD, Thea	CU 	59.39	58.58	1:57.97	7.72	27.0
7	12	HONKONEN, Jessica	CU 	59.25	58.74	1:57.99	7.82	25.0
8	10	ROBNIK, Mateja	UNM 	59.25	59.45	1:58.70	11.60	23.0
9	19	SACKBAUER, Mary	MID 	1:00.00	58.74	1:58.74	11.81	22.0
10	11	ST-GERMAIN, Laurence	UVM 	58.80	59.96	1:58.76	11.92	21.0
11	4	STAPLES, Sydney	UNM 	1:00.00	59.02	1:59.02	13.30	20.0
12	8	KOBAL, Ana	UU 	59.98	59.06	1:59.04	13.41	19.0
13	28	HOLE, Kari Bergheim	MSU 	59.91	59.28	1:59.19	14.21	18.0
14	17	WEDSJOE, Lisa	UNH 	59.80	59.43	1:59.23	14.42	17.0
15	14	GRANSTROM, Brooke Wa	CU 	1:00.40	59.25	1:59.65	16.65	16.0
16	20	LYCHE, Benedicte Ose	MSU 	1:00.30	59.47	1:59.77	17.29	15.0
17	22	ROVE, Kristiina	UU 	1:00.44	59.73	2:00.17	19.42	14.0
18	18	OTTOSSON, Sara	UNM 	1:01.06	59.25	2:00.31	20.17	13.0
19	16	DELANEY, Devin	DU 	1:01.44	59.07	2:00.51	21.23	12.0
20	24	FAUSA, Chloe Margret	UU 	1:01.06	59.53	2:00.59	21.66	11.0
21	26	IRWIN, Stephanie	MSU 	1:00.89	59.85	2:00.74	22.45	10.0
22	21	LEAVITT, Sierra	CBC 	1:01.46	1:00.40	2:01.86	28.41	9.0
23	29	BARCLAY, Katelyn	MID 	1:02.42	59.83	2:02.25	30.49	8.0
24	32	HUDRY, Marion	UAA 	1:01.65	1:00.61	2:02.26	30.54	7.0
25	31	GILBERT, Elle	MID 	1:02.55	1:00.52	2:03.07	34.85	6.0
26	25	CHENOWETH, Kelsey	BAT 	1:02.47	1:00.97	2:03.44	36.82	5.0
27	30	ANDREINI, Isabella	UAA 	1:03.20	1:01.33	2:04.53	42.62	4.0
28	34	FIELD, Charley	UAA 	1:34.58	1:01.68	2:36.26	211.46	3.0
29	33	BARTHOLD, Jeanne	CBC 	1:36.33	1:02.78	2:39.11	226.62	2.0
30	27	VISCONTI, Allison	SLU 	2:06.30	59.80	3:06.10	370.23	1.0
Did Not Finish								
0	23	GIBSON, Libby	DAR 	0.00	0.00	: 0.00	***.**	
0	2	KISTLER, Lizzie	DAR 	0.00	0.00	: 0.00	***.**	



PL	BIB	COMPETITOR	TEAM	T I M E			P O I N T S	
				1st	2nd	Total	RACE	TEAM
		Did Not Finish						
		2nd Run						
	0 13	PETERSON, Foreste	DAR 	59.12	0.00	: 0.00	***.	**
		Did Not Start						
	0 15	TESCHNER, Randa	UNH 	0.00	0.00	: 0.00	***.	**



2015 NCAA SKIING CHAMPIONSHIPS

MEN'S SLALOM


































OFFICIAL RESULTS



03/14/2015

TECHNICAL DATA

TD	TED SUTTON	(USA)	COURSE NAME	PARKWAY/THRUWAY/DRAPERS	START ELEV.	685 m
REFEREE	ROYCE VAN EVERA	(USA)			FINISH ELEV.	490 m
CHIEF OF RACE	PAUL VAN SLYKE	(USA)			VERTICAL DROP	195 m
			1st RUN		2nd RUN	
COURSE SETTERS	J. DOWNING	(USA)		B. BLANK		(UNH)
			68/66	GATES	68/67	
			08:30	START TIME	11:30	
WEATHER: OVERCAST			SNOW: PACKED POWDER GRNULR	START:	0C	FINISH: 0C

PL	BIB	COMPETITOR	TEAM	T I M E			P O I N T S	
				1st	2nd	Total	RACE	TEAM
1	11	GARAND, Dominique	UVM 	58.08	56.95	1:55.03	0.00	40.0
2	8	PHILP, Trevor	DU 	57.75	57.45	1:55.20	0.92	37.0
3	5	LYSDAHL, Espen	DU 	58.58	57.10	1:55.68	3.50	34.0
4	6	BRIGOVIC, Sebastian	DU 	59.33	57.25	1:56.58	8.35	31.0
5	1	WUNSCH, Taylor	UVM 	58.45	58.22	1:56.67	8.84	29.0
6	14	NEUHAUSER, David	MSU 	59.22	57.90	1:57.12	11.26	27.0
7	20	TROW, Andy	UU 	59.98	57.63	1:57.61	13.91	25.0
8	28	ALEXANDER, Sean	UAA 	1:00.10	57.94	1:58.04	16.22	23.0
9	13	RIVET, Philippe	UNH 	59.71	58.46	1:58.17	16.92	22.0
10	2	CONE, Robert	MID 	58.98	59.24	1:58.22	17.19	21.0
11	17	READ, Kevyn	DAR 	1:00.40	58.32	1:58.72	19.89	20.0
12	18	GUNNARSSON, Henrik	CU 	1:00.32	58.53	1:58.85	20.59	19.0
13	12	ZIKA, Adam	CU 	1:00.42	58.62	1:59.04	21.61	18.0
14	15	MORSE, Ben	DAR 	1:00.36	58.71	1:59.07	21.78	17.0
15	24	BRATH, Joergen	UU 	1:01.11	58.08	1:59.19	22.42	16.0
16	3	ST-GERMAIN, William	UVM 	1:02.54	56.72	1:59.26	22.80	15.0
17	29	BROOKS, Dylan	DAR 	1:01.41	58.06	1:59.47	23.93	14.0
18	22	OESTER, Carl-johan	UNM 	1:01.66	57.85	1:59.51	24.15	13.0
19	10	HIETANEN, Kasper	CU 	1:00.88	59.32	2:00.20	27.87	12.0
20	32	MCKILLOP, Curtis	UAA 	1:02.04	58.79	2:00.83	31.26	11.0
21	23	MARSHALL, Craig	CBC 	1:01.77	59.43	2:01.20	33.26	10.0
22	34	OWSLEY, David	MSU 	1:02.55	58.87	2:01.42	34.44	9.0
23	19	WATANABE, Takehiro	PSU 	1:01.00	1:00.44	2:01.44	34.55	8.0
24	33	PLANT, Riley	MID 	1:02.09	59.67	2:01.76	36.27	7.0
25	26	HORNER, Sean	UNM 	1:01.04	1:01.19	2:02.23	38.81	6.0
26	4	BJERTNESS, Endre	UU 	1:05.64	57.17	2:02.81	41.93	5.0
27	7	DRILLER, Garret	MSU 	1:00.34	1:04.37	2:04.71	52.17	4.0
28	9	OLIVER, Coley	UNH 	1:13.10	57.45	2:10.55	83.65	3.0
29	31	OGLE, Jay	UNH 	1:15.31	1:05.58	2:20.89	139.38	2.0
30	27	MCKENNA, Christopher	MID 	1:24.11	59.88	2:23.99	156.09	1.0
31	21	LENTZ, Christoph	WIL 	1:26.56	1:01.22	2:27.78	176.52	
32	25	SANDELL, Fredrik	SMC 	1:00.82	1:46.57	2:47.39	282.22	
33	16	PENTTINEN, Juho-pekk	UNM 	1:27.10	1:25.62	2:52.72	310.94	



PL	BIB	COMPETITOR	TEAM	T I M E			P O I N T S	
				1st	2nd	Total	RACE	TEAM
		Did Not Finish						
0	30	NORTON, Hughston	UAA 	0.00	0.00	: 0.00	***.**	

